









Form Sizes And Hardware


	Form Panels Size	Weight (kg)	Part#
	3300x2400 mm	417.1	TF01001
	3300x1200 mm	211.6	TF01002
	3300x900 mm	173.6	TF01003
	3300x750 mm	168.8	TF01004
	3300x600 mm	132.4	TF01005
	3300x450 mm	108.8	TF01006
	3300x300 mm	89.7	TF01007


	Form Panels Size	Weight (kg)	Part#
	2700x2400 mm	348.3	TF02001
	2700x1200 mm	177	TF02002
	2700x900 mm	145.3	TF02003
	2700x750 mm	143.7	TF02004
	2700x600 mm	110.5	TF02005
	2700x450 mm	90.2	TF02006
	2700x300 mm	74.3	TF02007


	Form Panels Size	Weight (kg)	Part#
	1200x1200 mm	89.9	TF03001
	1200x900 mm	74.1	TF03002
	1200x750 mm	55.1	TF03003
	1200x600 mm	68.7	TF03004
	1200x450 mm	43.5	TF03005
	1200x300 mm	35.6	TF03006

	Form Panels Size	Weight (kg)	Part#
	900x1200 mm	60	TF04001
	900x750 mm	56.1	TF04002
	900x600 mm	44.1	TF04003
	900x450 mm	34.2	TF04004
	900x300 mm	27.8	TF04005

Form Sizes And Hardware

Inside Corners	Corner size	Weight (kg)	Part#	
	Plywood Faces	3300x(300+300) mm	130.6	TF05001
		2700x(300+300) mm	101.5	TF05002
		1200x(300+300) mm	51.9	TF05003
		900x(300+300) mm	40.7	TF05004

Inside Corner Angles	Corner Size	Weight (kg)	Part#	
		3300x(120+120) mm	41.2	TF07001
		2700x(120+120) mm	34.7	TF07002
		1200x(120+120) mm	14.4	TF07003
		900x(120+120) mm	12.8	TF07004

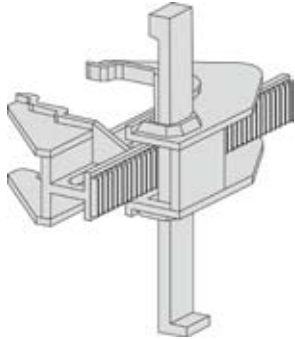
Joint Filler Plate	Plate Size	Weight (kg)	Part#	
		3300x400 mm	83.2	TF06001
		2700x400 mm	69.5	TF06002
		1200x400 mm	33.2	TF06003

Form Sizes And Hardware

Standard Clamp	Weight (kg)	Part#
-----------------------	--------------------	--------------

5.6

TF08001




Large Clamp	Weight (kg)	Part#
--------------------	--------------------	--------------

(Special Applications)

5.8

TF08002



Compensation Waler	Waler Length	Weight (kg)	Part#
---------------------------	---------------------	--------------------	--------------

900 mm

13.5

TF09102

1300 mm

17.8

TF09103



Corner Waler	Waler Length	Weight (kg)	Part#
---------------------	---------------------	--------------------	--------------

600 + 600 mm

16.1

TF92003

900 + 900 mm

27.3

TF92004

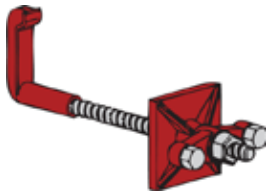


Form Sizes And Hardware

Form Lifting Bracket	Weight (kg)	Part#
(Maximum Safe Hoisting Weight is 1300kg)	5.5	TF09301



Panel Hook Bolt	Weight (kg)	Part#
	2.2	TF09302



Scaffold Bracket	Weight (kg)	Part#
Maximum load 1500kg/m ²	17	TF09401



Form Sizes And Hardware

Kicker Brace	Brace Length	Weight (kg)	Part#
--------------	--------------	-------------	-------

1.1 - 1.5 m

7.4

TF09501

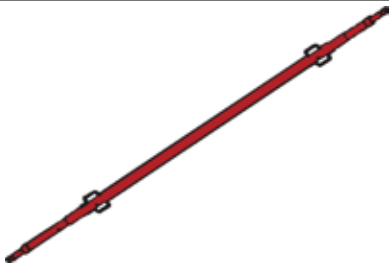


Kicker Brace	Brace Length	Weight (kg)	Part#
--------------	--------------	-------------	-------

3.0 - 5.5 m

42.3

TF09502



Wall Brace	Brace Length	Weight (kg)	Part#
------------	--------------	-------------	-------

2.1 - 3 m

17

TF09503



Brace Plate	Weight (kg)	Part#
-------------	-------------	-------

2.64

TF09504



Brace Connector	Weight (kg)	Part#
-----------------	-------------	-------

3.5

TF09505

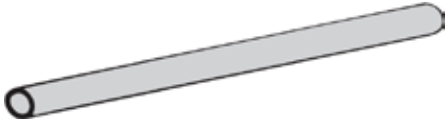


Form Sizes And Hardware

Plastic Sleeve	Weight (kg)	Part#
----------------	-------------	-------

0.22

TF09601




Plastic Plug	Weight (kg)	Part#
--------------	-------------	-------

(For plastic sleeve, shown above.)

0.005

TF09602




Plastic Plug	Weight (kg)	Part#
--------------	-------------	-------

(For plywood hole sealing.)

0.003

TF09603



NFI markets **TARAFORM** worldwide, with exclusive distribution & marketing rights in North America. **NFI** offers a complete export service to our customers outside North America, at no charge. We will load your containers, book ocean vessels, & handle all necessary export documentation, insuring a smooth shipping process, anywhere in the world. Purchasing a new formwork system is a sizable investment. **Please reach us Toll Free at 1-888-367-7553**, and allow us to show you how we can save you substantial money on your next formwork purchase.

visit us at www.nationalformwork.com